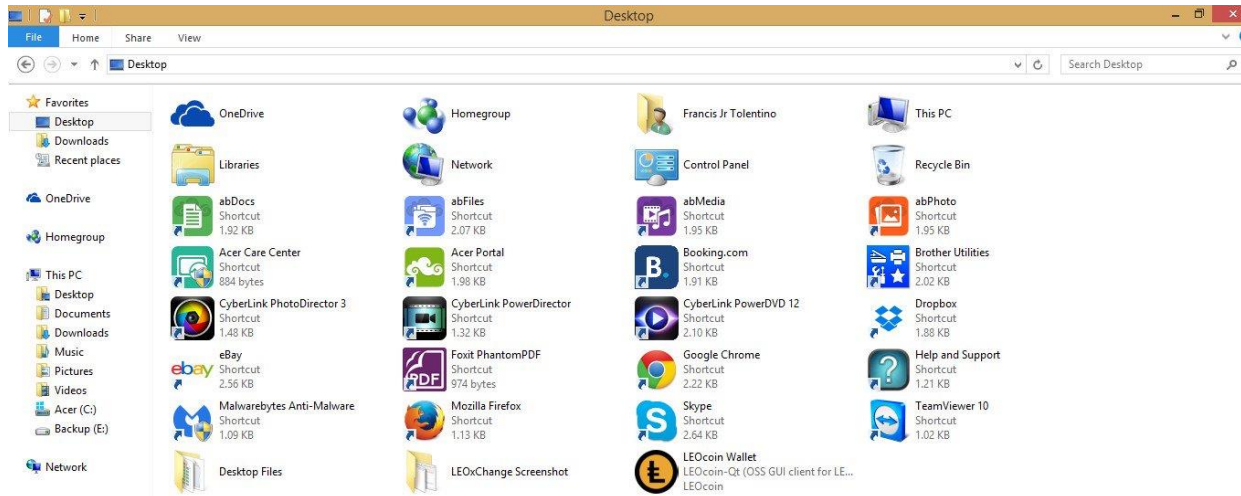




## HOW TO RESYNC YOUR WINDOWS WALLET

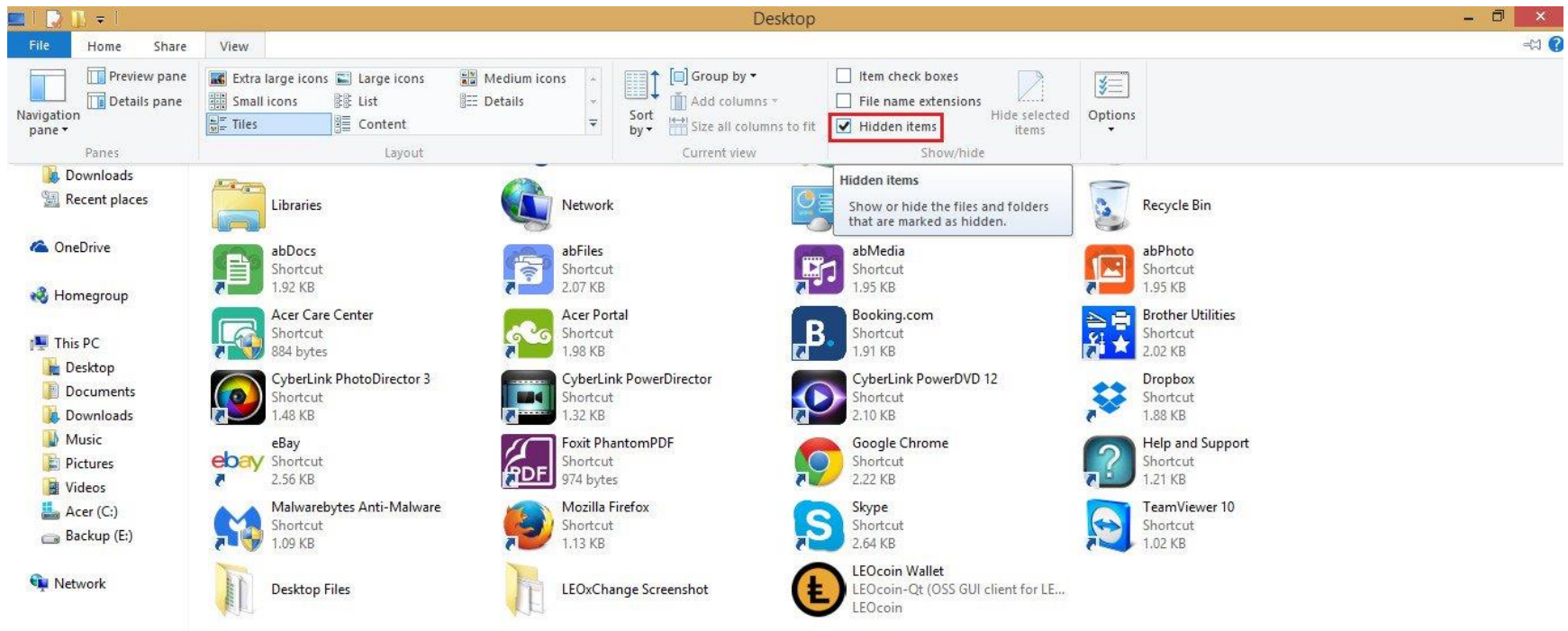
To start the process, you will first have to enable hidden files to be viewed on your PC.

### 1. Open the Windows Explorer





2. Click View -> Check the Hidden Items Checkbox



The Hidden Files will now be displayed on your Computer. .

BEFORE resyncing your LEOcoin Wallet, please make sure that you back up your wallet.

## How to back up your wallet:

1. Open your LEOcoin Wallet.



2. Click File -> Backup Wallet

LEOcoin - Client

LEOcoin Wallet

Overview

Wallet

Chat

Options

Wallet Options

Backup

Backup Wallet

Encrypt Wallet

Tools

LEOcoin Overview

SEND PAYMENT →

Total Balance

0.00 LEO

Recent Transactions

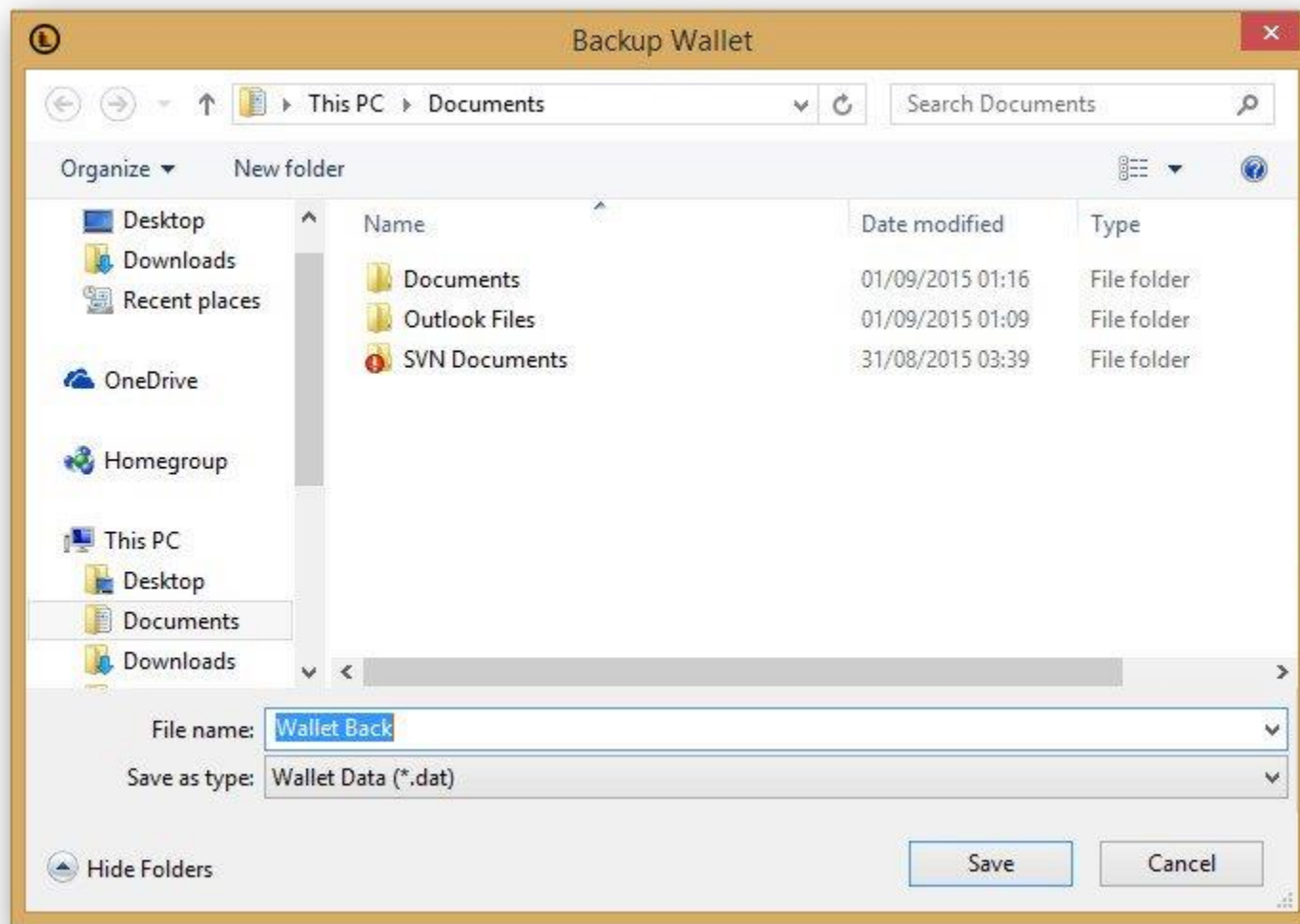
Type	Amount	Date
------	--------	------

Balances

Public	0.00
Private	0.00
Stake	0.00
Unconfirmed	0.00
Immature	0.00



3. Enter the desired Filename and select the location.



4. Click Save -> This file will be saved as filename.dat.

5. You can now exit your wallet.



## Resync your wallet

To Resync your wallet, once you have made a safe backup on a USB stick and another Hard Disk, you will have to delete all the files EXCEPT “smsgDB” folder and “wallet.dat”. Make sure that your wallet is not running (check your taskbar icons too) before performing the deletion of files.

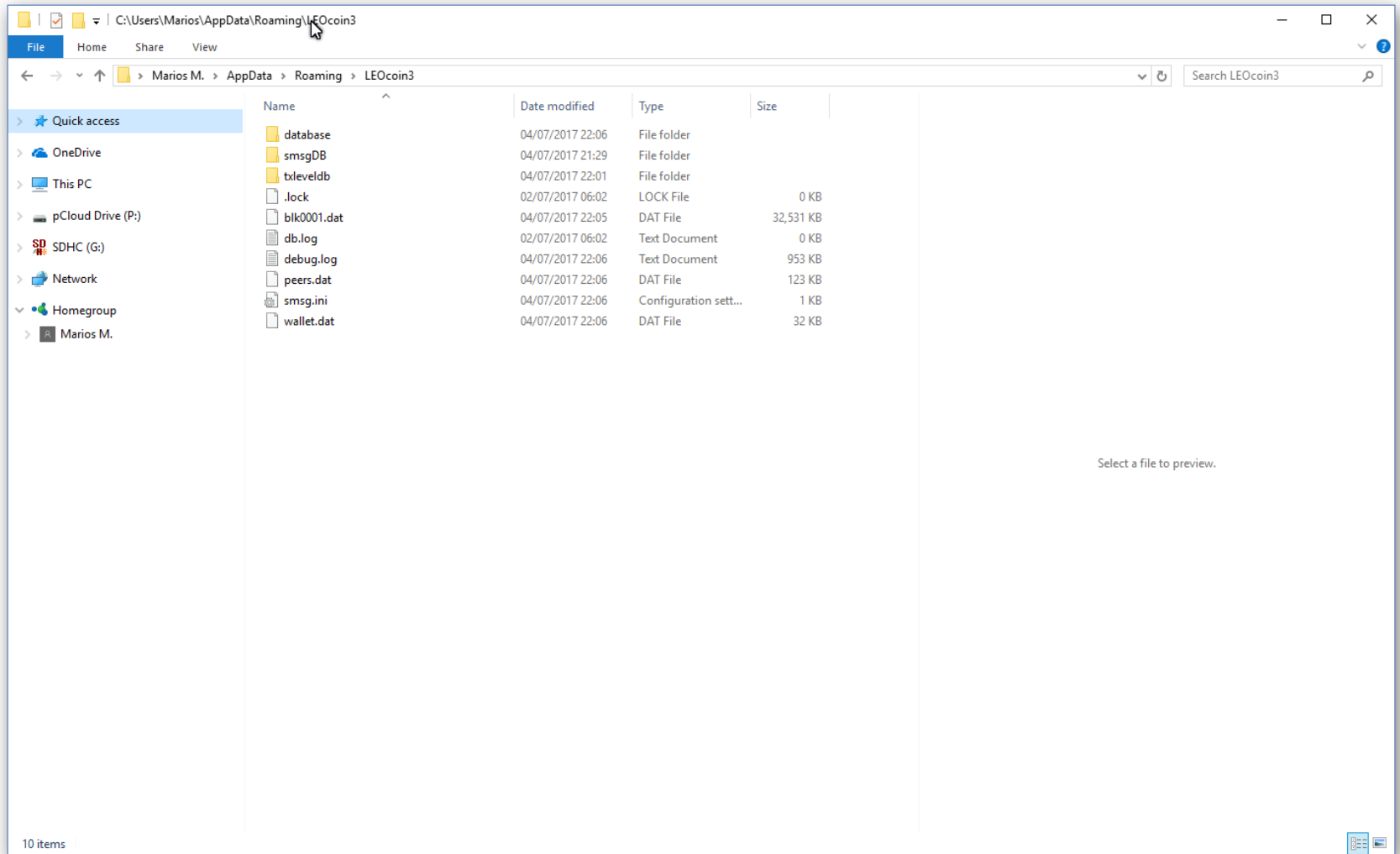
Name	Date modified	Type	Size
database	25-Jul-17 11:07	File folder	
smsgDB	25-Jul-17 16:28	File folder	
smsgStore	25-Jul-17 16:05	File folder	
txleveldb	25-Jul-17 16:28	File folder	
.lock	25-Jul-17 11:07	LOCK File	0 KB
blk0001.dat	25-Jul-17 16:27	DAT File	45,047 KB
db.log	25-Jul-17 11:07	Text Document	0 KB
debug.log	25-Jul-17 16:28	Text Document	132 KB
peers.dat	25-Jul-17 16:28	DAT File	145 KB
smsg.ini	25-Jul-17 16:28	Configuration sett...	1 KB
wallet.dat	25-Jul-17 16:28	DAT File	128 KB

Follow the steps below to locate the files:

1. Open Windows Explorer.
2. Navigate to Main Drive -> Users -> Account User -> App Data -> Roaming -> LEOcoin3. See sample directory below:



C:\Users\Marios\AppData\Roaming\LEOcoin3 (*Marios is just a username, and will be different in your system*)



3. Delete all the files EXCEPT "smsgDB" folder and "wallet.dat" (or any other backup wallet files you have created).



4. Open your LEOcoin wallet and wait for it to Sync. For more on how to get the wallet synchronize please check the ***Running the wallet for the first time*** in ***LEOcoin Wallet user guide***.