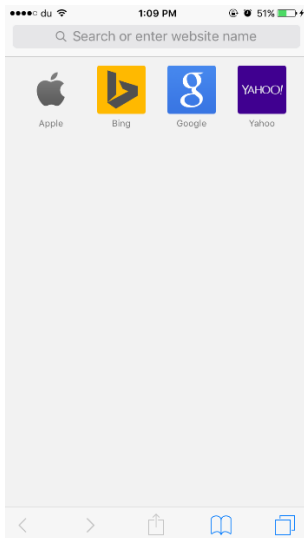


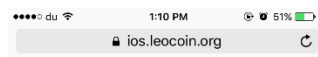
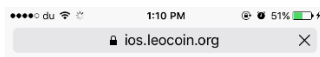
Koraki za prenos denarnice LEOcoin Elite

Prosimo, upoštevajte, da je mogoče to aplikacijo namestiti le na iPhone in iPad.
Zahteva vsaj različico iOS 7.1.2.

1. Odprite brskalnik Safari na svojem iPhone-u/iPad-u.



2. V naslovno vrstico vnesite ios.leocoin.org. Prikazala se bo stran za prenos.





Add to homescreen

LEOcoin is designed to run as a webapp from your homescreen.

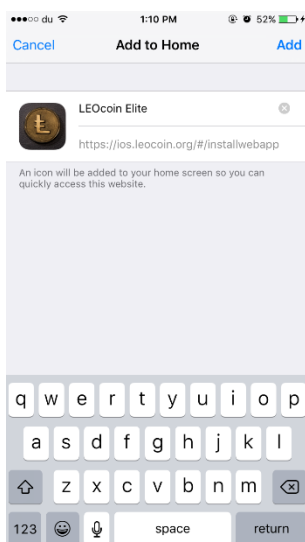
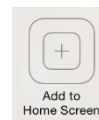
Use the  button below and .



3. Kliknite na iOS-ov gumb Deli (Share) 



4. Kliknite na gumb Dodaj na začetni zaslon (Add to Home Screen).



- Kliknite na gumb Dodaj (Add). Na začetnem zaslonu se bo prikazala ikona denarnice LEOcoin Elite.



- Kliknite na ikono LEOcoin Elite. Vaša denarnica LEOcoin Elite je zdaj pripravljena. Prosimo, nikar ne pozabite ustvariti varnostne kopije svoje denarnice.

