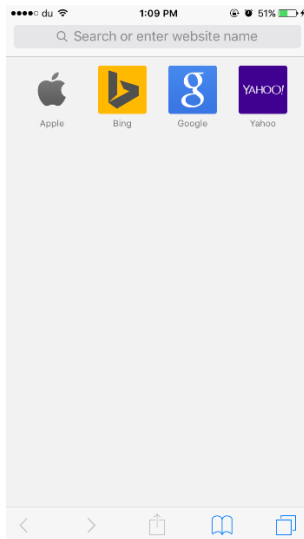


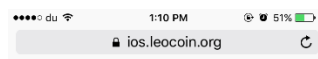
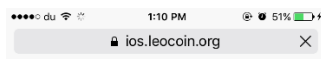
## Steps on How to Download LEOcoin Elite Wallet

Please note that this application can only be installed on iPhone and iPad only. Requires minimum iOS version 7.1.2.

1. Open the Safari Browser on your iPhone/iPad.



2. Enter [ios.leocoin.org](https://ios.leocoin.org) on the URL link. The download page will be displayed.



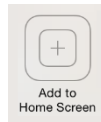

Add to homescreen

LEOcoin is designed to run as a webapp from your homescreen.


Use the  button below and  .




3. Click the iOS Share button. 



4. Click Add to Home Screen button.



5. Click Add button. The LEOcoin Elite Wallet Icon will be displayed on Home Screen.



6. Click on the LEOcoin Elite Icon. Your LEOcoin Elite Wallet is now ready. Please make sure that you create a back-up of your wallet.

